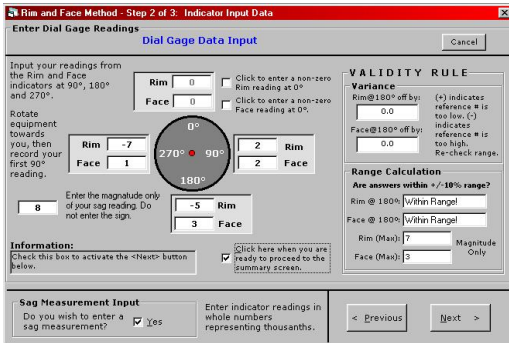


SHAFT ALIGNMENT SOFTWARE

Alignment Manager™ v1.2.1 for Windows-Based PCs\$79.95



Straight-Forward Data Entry

shim requirements and horizontal movements for all of your rotating machinery.

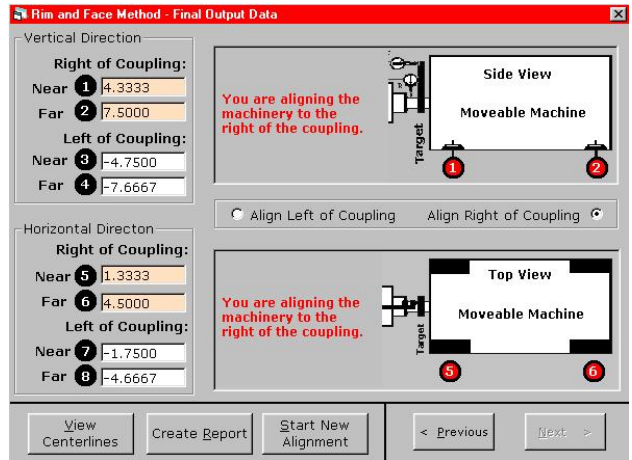
After installing your alignment tool hardware, simply input your physical dimensions (swing diameter & distances to your front and back feet). Then, input your dial indicator readings, and any SAG or thermal growth measurements. Once your data is input, you can save it for later review or manipulation, or perform your correction calculation on-the-spot for instant feedback on the condition of your equipment. After confirming proper alignment, print out your hard-copy results and file it for future reference.

Minimum Requirements:

- Pentium CPU
- Windows 98/NT/ME/2000/XP
- Not certified for Windows Vista™
- MS IE 6.0 or greater / equivalent
- HTML-based help system
- Frames required
- 32MB RAM Minimum
- 6MB Free Space
- Graphics Display:
 - Super-VGA
 - 800 x 600 or greater resolution
 - 16-bit color depth or greater
- Windows-compatible printer

Want to make manual shaft alignment calculations a thing of the past? Now you can with the Alignment Manager™ — shaft alignment software **exclusively** from Peterson Alignment Tools Company.

This Windows-based software takes the guesswork out of calculating vertical



FREE WITH OUR #20RA OR #30RA KITS!



Now you can easily...

- Print reports displaying input data and output corrections for given machine
- Enter machine data for each alignment and retrieve at a later time
- View measurements for aligning driver or driven unit
 - Automatically compensate for sag input
 - Calculate thermal growth

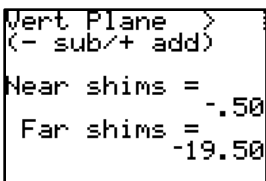
Take the guesswork out of shaft alignment and order your copy of the Alignment Manager™ today!

Alignment Manager™ for the TI-84 Plus Scientific Calculator v4.0a\$220.00

Make your alignment calculations quickly and easily at the jobsite using our Alignment Manager™ software for the TI-84 Plus Scientific Calculator by Texas Instruments.



Simple-To-Use




Easy To Understand

This versatile hand-held computer comes pre-loaded with Rim & Face and Reverse-Dial Indicator software for performing the calculations behind your toughest alignment jobs.

Simply mount your Rim-and-Face- or Reverse-Indicator-type alignment equipment and enter the physical dimensions associated with that machine. Then rotate the equipment and enter the indicator readings into the Alignment Manager™ — it prompts you as you go along! Press a few more buttons, and the Alignment Manager™ gives you the shim thicknesses needed to bring your equipment into precise alignment.

Order the Alignment Manager™ software today for the TI-84 Plus Scientific Calculator. Streamline your alignments and save time and money now!



Alignment Manager™ 4.0a (TI-84P included!)

Peterson Alignment Tools Co. • 1601 Jones St. • Joliet, IL 60435
(866) 254 - 4611 chris@petersontools.com www.petersontools.com